

## IMPORTANT – keep this in mind!



Works at the Coolio™ should only be executed by authorized persons!

Excluded of guarantee:

- by not applying the instructions
- abusive use
- negligence of own maintenance
- by using other cardboard than Freshboard™
- outdoor use



The Freshboard™ has to be placed in an area where the condensor can breathe normally, with a distance of 20 cm between the wall and the Freshboard™.

Indoor use only!

Consult [www.coolio-international.com](http://www.coolio-international.com) for more detailed warranty conditions.



The filling of the Freshboard™ has to be done in such a way that the openings where the air comes out and is taken back, aren't blocked.

Filling of the Freshboard™ may not pass the „filling line“. See to it that the grid in front of the cooler always stays open!

If the Freshboard™ cardboard display doesn't fit perfectly onto the Coolio™ (gaps or crevices) it will result in a higher temperature.



Clean the condensor at least once a month with a brush or vacuum cleaner.

The condensor has to be cleaned at least 4 times a year with a vacuum cleaner.

Clean the in- and outside of the display with tepid water and a non agressif detergent.



Plug in the Coolio™ only 24 hours after delivery. Put the Coolio™ out of order for 4 hours every month, to clean the aircirculation.



The quality of the Freshboard™ is only guaranteed by single use, and during a max. period of 12 weeks.



The environment conditions shouldn't exceed:

- 22° C temperature
- 60% HR
- 0,2 m/s airspeed



Always transport the Coolio™ vertical.  
Always put the display vertical.

Distributor

# coolio\*

## Open-Top Freshboard 3.0™

## Instructions



### ATTENTION:

Removing the tape of the cardboard box should be done carefully to avoid damage to the display inside.

01




02



03



04



05



06



07



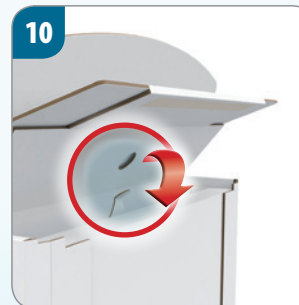
08



09



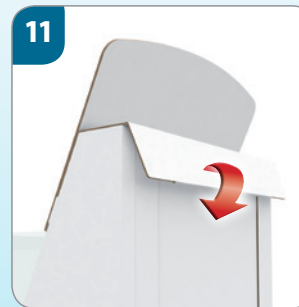
10



12



11



13



**CLOSE AT NIGHT**